


STRIEBIG 4D

The vertical high-end saw



STRIEBIG 4D – space and time in perfect symbiosis

Highlights of the STRIEBIG 4D


The trilogy of efficient sawing

With the fully automatic panel lowering device PAV, the programmable panel feeder PPS and the equipment package STRIEBIG ExpertCut 4D, the STRIEBIG 4D offers unique equipment options.

PAV – the fully automatic panel lowering device

The fully automatic panel lowering device ensures that the panel material passes through the machine smoothly and vertically.

The PAV clamps are coated and designed for sensitive surfaces. The clamps hold panels weighing up to 130 kg per lowering device.



PPS – the fully automatic, programmable panel feeder

The fully automatic, programmable panel feeder ensures the horizontal transport of the workpiece.

The panel lies securely on the roller support. The panel feeder grips the panel with its special clamp and positions it with 0.1 mm precision. Done.



STRIEBIG ExpertCut 4D

With the equipment package STRIEBIG ExpertCut 4D, the STRIEBIG 4D offers intelligent and convenient cutting optimisation. The program facilitates an automatic cutting sequence with an optimum sawing procedure and the best possible material utilisation. This ensures consistency in the production process and allows the workpiece to be marked directly from the label printer.



High-end with perfect equipment

Expand the dimension of space and time. Take advantage of the competent advice of our market partners to optimally configure your very personal STRIEBIG 4D. Together we will make your production process more efficient. On request, we can build your STRIEBIG 4D as a fully automatic saw and also in special sizes, adapted to your requirements.

Standard equipment

Comprehensive standard equipment

- 12" touch screen computer with optimum operator guidance
- Laser-supported display of the horizontal cut
- Digital measuring system DMS-X
- Electronic positioning system for horizontal cutting EPS-Y
- Automatic saw beam locking with interface recognition
- Automatic tilting of the saw unit in vertical or horizontal cutting position
- Automatic insertion and removal of the saw unit
- Automatic panel end recognition
- Automatic movement of the riving knife
- Infinitely variable feed speed 10-25 m/min
- Selectable sawing cycle
- Pneumatic clutch for easy changeover to manual operation
- Operating time counter
- Tool database
- ALU centre support over the entire machine length
- ProLock Easy-Fix tool clamping system
- Light curtain monitors the danger zone of the 4D and ensures a high level of safety during operation
- USV 24VDC for Touch-PC (UPS uninterruptible power supply)
- Integrated, especially powerful TRK dust extraction. Dust limit value around 1 mg/m³
- Super-silent noise insulation

Technical specifications

Weight of the saw	approx. 1.800 kg
Cutting depth	80 mm ^{*1}
Saw motor power	5,5 kW (7,5 HP)
Saw blade diameter	300 mm ^{*2}
Saw blade bore	30 mm ^{*3}
Emission sound pressure level at the workplace L_{pA}	83 dB ^{*4}
Saw blade speed	4800 rpm
1 extraction connection	ø 140 mm
Compressed air connection	6-10 bar
Wattage (incl. PAV/PPS)	9,1 kW
Mains connection	3 x 400 V / 50 Hz

*1 Option: up to 130 mm ·

*2 Option: up to 400 mm ·

*3 with 2 side holes Ø 9 mm, radius 30 mm ·

*4 Measurement standards and emission values according to EN 1870-14, measurement uncertainty allowance K = 4 dB(A). (All data refers to the Striebig 4D type 6224)

The following applies to all machines:

Efficient TRK dust extraction significantly below 2 mg/m³. The system used must have an extraction performance of 20 m/s in order to meet the TRK specifications. (Vacuum approx. 1400 Pa. / COMPACT approx. 1470 Pa) at the connector in order to meet the TRK specifications.

Technical note

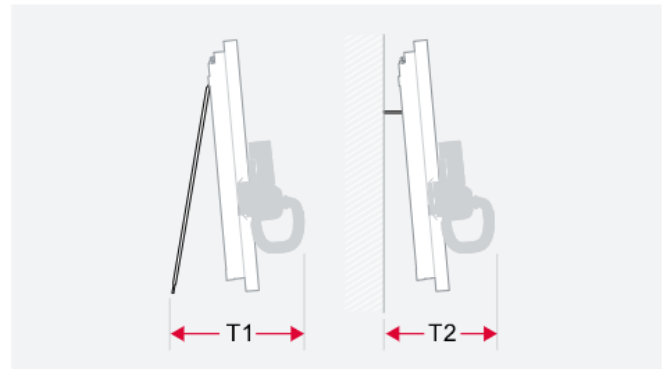
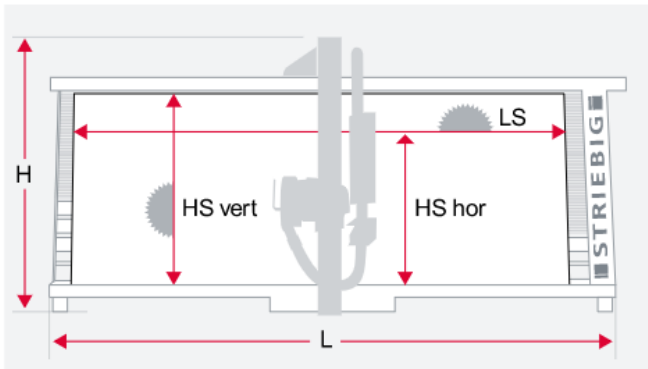
Permissible ambient temperature min: + 5 °C / max. + 40 °C

Relative humidity: 19 - 95% without condensation

In case of mains fluctuations greater than +/- 10% of the nominal voltage, a voltage stabiliser must be installed at the place of use.

The technical specifications are approximate values.

We reserve the right to make changes due to further developments.



Dimension in mm for cutting depth 80 mm

Type	L*	H H	T1 free	T2 Wall
6224	7487	3126	2074	1604

* L = Total length of the machine, including control cabinet

Cutting range in mm for cutting depth 80 mm

Type	LS	HS vertical	HS horizontal
6224	5300	2240	2100
with PAV	3000	2170	2100

Dimension in mm for cutting depth 95/130 mm

Type	L*	H	T1 free	T2 Wall
6224	7647	3241	2192	1868

* L = Total length of the machine, including control cabinet

Cutting range in mm for cutting depth 95/130 mm

Type	LS	HS vertical	HS horizontal
6224	5300	2240	2100
with PAV	3000	2170	2100